

Coach's Information Flyer Flag Football & Cheer



2021



Enrollment: 6 March - 8 April 2021

Coach's Meeting:

Friday, 23 April 2021

1630 = 5-6 year old teams

1700 = 7-9 year old teams

1730 = 10-12 year old teams

1730 = all cheer team coaches

Location: Youth Sports Office
Bldg #6398 Garcia Blvd

Parent's & Coaches Meeting:

No formal meeting - email with power point will go out to parents.

Practices Begin:

Week of 26 April 2021

Games are Saturday's:

Game Days - 15, 22 May

5, 12, 19, 26 June

Picture Days:

Week of 17 May 2021

NAYS Coaches Certification:

Coaches training will be scheduled at the CYS Sports office. You will receive an email for the links once your paperwork is completed.

COVID-19 Precautions

1. Health screenings conducted before every practice and game.
2. Masks **must** be worn by coaches, staff, players, and spectators.
3. No more than 2 spectators per child at practices or games.
4. Social distancing **away from the children** is required for spectators.
5. Equipment Sanitation Station available for coaches.

CYS SPORTS OFFICE

253-967-2405

Sports & Fitness Director

Cynthia Williams-Patnoe
cynthia.a.williams-patnoe.naf@mail.mil

Sports Specialist

Aisha Vandesspoooll
Nakia Pruitt
Alex Diaz

Equip & Facilities Asst.

Todd Melton
Steven Wartella

Fitness Specialist

Steva Brown
Justin Graham
Genia Stewart

Admin Assistant

Gino McDuffy

Policy for Participation & Level of Play

JBLM Youth Sports
April 21, 2021

- Teams are formed based on the age they are on the first game.
- Players can play up based on age, ability, size, and if room on the roster.
 - Must be approved by the Sports Director, Cynthia Williams-Patnoe @ 253-967-2405.
- Older and more experienced players should always keep in mind safety over competition.
- This means no unsafe playing actions or rough play.
- Leadership and Sportsmanship is priority!



1. Teams **may use players from other teams** if their own team does NOT have enough players to provide both a starting lineup and substitutes.
2. Coaches with the team that does not have enough players will have the responsibility to control and monitor play time for all players. Some substitutes may be stepping in for a 2nd game and some may not.
3. Not all situations are simplified by rules due to some players and parents who do not want to play 2 games or for 2 hours. Be flexible to understand it is about playing the game vs. winning and losing.
4. If both coaches agree, both teams can take the field with less players. Please remember that we are a recreation league. Our focus is on helping all kids to learn the basics and to have fun.
5. If a situation is in question, do NOT question or try to deal with it during the game. Write it down and email to the Sports Director, Cynthia Williams-Patnoe at cynthia.a.williams-patnoe.naf@mail.mil, this helps us avoid our youth being involved.
6. If a concern happens during a game, the coaches need to tell the on-site sports staff of the situation so they can monitor and be aware.
7. **Remind parents to talk to you, the coach, and NOT the official if they question a call.**
8. **The coaches are responsible for calming their parents down if an emotional situation arises.**

The Sports Director or assigned Sports Staff can clarify or monitor when needed.

Thank you for helping to provide a Safe & Positive Place for Youth!!



Our **CYS NFL Flag Football Program** is a true recreational league for any player whether a beginner or a more talented player. Our guidance is for our players to **learn the basics** of the game and to have **FUN!!** These rules are designed to allow all participants equal opportunity to have fun in modified forms of flag football which match the capabilities of the youth.

1. Parents and coaches are **expected to render positive support** to all youth in the program, as well as to other coaches, officials, staff, and program volunteers. Your coaches will be giving you a Parents Code of Ethics that will need to be signed in order for your children to participate.
2. **Coach's & Parents** are also Teachers and role model good sportsmanship to our children. Please review your signed code of ethics.
 - **Do NOT argue with the Officials, Sports Director, or Staff on Duty.** Questions, concerns, and suggestions can & will be handled later away from the children.
 - You may be asked to leave if disrespectful or unruly.
 - **Remember, that children are watching and that you are a "Role-Model"!**
 - The referee's decision is **final and not to be questioned.** Parents are not authorized to approach an official before or after the game. Please see your coach if you have any questions regarding officials and their calls. You may write up your concern & email it to the Sports Director for follow-up. The email address can be found at the bottom of these rules.
 - **Unruly, unsportsmanlike behavior** will **NOT** be tolerated and you "may" be asked to leave.
 - **If a parent receives Ejection,** then **ONLY the Parent,** not the coach will be asked to leave the vicinity. You have 1 minute to leave, or a team forfeit will result. We do not want to punish the team or coach for inappropriate adult behavior. Please avoid this by remembering that this is a recreational league and that **no profanity or inappropriate behavior will be tolerated.**
 - **Should an official eject a coach, parent, or player,** the CYS Staff will be responsible for ensuring the person is escorted off the field.
 - The official should return to the center of the field and remain a neutral party until the removal is completed.
 - We play in a "Recreation" league so please emphasis safety, sportsmanship, team play, and good attitudes.
 - Please help us to **provide a safe, positive, and fun environment** for our youth.

I. Game Rules

1. At the start of each game, captains from both teams meet at midfield for the coin toss to determine who starts with the ball. The visiting team calls the toss.
2. The winner of the coin toss has the choice of offense or defense. The loser of the coin toss has the choice of direction. Possession changes to start the second half to the team that started the game on defense.
3. The offensive team takes possession of the ball at its 5-yard line and has three (3) plays to cross midfield. Once a team crosses midfield, it has three (3) plays to score a touchdown.
4. If the offense fails to score, the ball changes possession and the new offensive team starts its drive on its own 5-yard line.
5. If the offensive team fails to cross midfield, possession of the ball changes and the opposition starts its drive from its own 5-yard line.
6. All possession changes, except interceptions, start on the offense's 5-yard line.
7. Teams change sides after the first half. Possession changes to the team that started the game on defense.

II. Terminology

Boundary Lines	The outer perimeter lines around the field. They include the sidelines and back of the end zone lines.
Line of Scrimmage	(LOS) an imaginary line running through the point of the football and across the width of the field.
Line-to-Gain	The line the offense must pass to get a first down or score.
Rush Line	An imaginary line running across the width of the field seven yards (into the defensive side) from the line of scrimmage.
Offense	The team with possession of the ball.
Defense	The team opposing the offense to prevent it from advancing the ball.
Passer	The offensive player that throws the ball and may or may not be the quarterback.
Rusher	The defensive player assigned to rush the quarterback to prevent him/her from passing the ball by pulling his/her flags or by blocking the pass.
Downs (1-2-3)	The offensive team has three attempts or "downs" to advance the ball. It must cross the line to gain to get another set of downs or to score.
Live Ball	Refers to the period of time that the play is in action. Generally used in regard to penalties. Live ball penalties are considered part of the play and must be enforced before the down is considered complete.
Dead Ball	Refers to the period of time immediately before or after a play.
Whistle	Sound made by an official using a whistle that signifies the end of the play or a stop in the action for a timeout, halftime or the end of the game.
Inadvertent Whistle	Official's whistle that is performed in error.
Charging	An illegal movement of the ball-carrier directly at a defensive player who has established position on the field. This includes lowering the head or initiating contact with a shoulder, forearm or the chest.
Flag Guarding	An illegal act by the ball-carrier to prevent a defender from pulling the ball-carrier's flags by stiff arm, lowering elbow or head or by blocking access to the runner's flags with a hand or arm.
Shovel Pass	A legal pitch attempted beyond the line of scrimmage.
Lateral	A backward or sideways toss of the ball by the ball-carrier.
Unsportsmanlike Conduct	A rude, confrontational or offensive behavior or language.

III. Uniforms & Equipment

8. The CYS Sports league provides each player with an official flag belt and NFL FLAG team jersey. Teams will use footballs provided by CYS Sports.
9. Players must wear shoes that are safe and secure to play in. Cleats are preferred. However, cleats with exposed metal are never allowed and must be removed.
10. Players may tape their forearms, hands and fingers. Players may wear gloves, elbow pads and knee pads. Braces with exposed metals are not allowed.
11. Players must remove all jewelry, hats and do-rags. Winter beanies are allowed.
12. Players' jerseys must be tucked into shorts or pants if they hang below the belt line.
13. We recommend players wear shorts or pants that do not have pockets. **Flag belts cannot be the same color as shorts or pants.**

IV. FIELDS

14. The field dimensions are 30 yards by 70 yards with two 10-yard end zones, and a midfield line-to-gain. No-run zones precede each line-to gain by 5 yards.
15. No-run zones are in place to prevent teams from conducting power run plays. While in the no-run zones (a 5-yard imaginary zone before midfield and before the end zone), teams cannot run the ball in any fashion. All plays must be pass plays, even with a handoff for teams ages 7 and above.
16. Stepping on the boundary line is considered out of bounds

V. TEAM PLAY

17. Home teams wear dark color jerseys. Visiting teams wear light color jerseys.
18. Teams must consist of at least five players with a maximum of 10 players.
19. Teams must start games with a minimum of five players. In the event of an injury, a team with insufficient substitute players may play with four players on the field but no fewer than four.

VII. Timing & Overtime

20. Games are played on a 40 minute continuous clock with two 20 minute halves. Clock stops only for timeouts or injuries.
21. Halftime is one minute. (This time may need to be adjusted with the official according to game day circumstances.)
22. Each time the ball is spotted, a team has 30 seconds to snap the ball. Teams will receive one warning before a delay-of-game penalty is enforced.
23. Each team has one 30-second timeout per half.
24. Officials can stop the clock at their discretion.
25. In the event of an injury, the clock will stop then restart when the injured player is removed from the field of play.
26. If the score is tied at the end of 40 minutes, the score will remain. **No overtime play will take place.**

VIII. Live Ball/Dead Balls

27. The ball is live at the snap of the ball and remains live until the official whistles the ball dead.
28. The official will indicate the neutral zone and line of scrimmage.
 - a. It is an automatic dead ball foul if any player on defense or offense enters the neutral zone.
 - b. In regard to the neutral zone, the official may give both teams a "courtesy" neutral zone notification to allow their players to move back behind the line of scrimmage.
29. A player who gains possession in the air is considered inbounds as long as one foot comes down in the field of play.
30. The defense may not mimic the offensive team signals by trying to confuse the offensive players, while the quarterback is calling out signals to start the play. This will result in an unsportsmanlike conduct penalty.

31. Substitutions may be made on any dead ball.
32. Any official can whistle the play dead.
33. Play is ruled "dead" when the ball hits the ground. If the ball hits the ground as a result of a bad snap, the ball is then placed where:
 - a. The ball-carrier's flag is pulled.
 - b. The ball-carrier steps out of bounds.
 - c. A touchdown, PAT or safety is scored.
 - d. The ball-carrier's knee or arm hits the ground.
 - e. The ball-carrier's flag falls out.
 - f. The receiver catches the ball while in possession of one or no flag(s).
 - g. The 7 second pass clock expires.
 - h. Inadvertent whistle.

NOTE: *There are no fumbles. The ball is spotted where the ball-carrier's feet were at the time of the fumble.*

34. In the case of an inadvertent whistle, the offense has two options:
 - a. Take the ball where it was when the whistle blew, and the down is consumed.
 - b. Replay the down from the original line of scrimmage.
35. A team is allowed to use a timeout to question an official's rule interpretation. If the official's ruling is correct, the team will be charged a timeout. If the rule is interpreted incorrectly, the timeout will not be charged and the proper ruling will be enforced. Officials should all agree upon any controversial call in order to give each team the full benefit of each call.

XI. Running

36. The ball is spotted where the runner's feet are when the flag is pulled, not where the ball-carrier has the ball. Forward progress will be measured by the player's front foot.
37. The quarterback cannot directly run with the ball. The quarterback is the offensive player who receives the snap. Only direct handoffs behind the line of scrimmage are permitted. Handoffs may be in front, behind or to the side of the offensive player but must be behind the line of scrimmage. The offense may use multiple handoffs.
38. A **"Center sneak" play is no longer allowed. The QB is not allowed to handoff to the center on the first handoff of the play.**
39. Absolutely NO laterals of any kind.
40. No-run Zones are located 5 yards before each end zone and 5 yards on either side of midfield are designed to avoid short-yardage power-running situations. Teams are not allowed to run in these zones if the subsequent line is LIVE. (Reminder: Each offensive team approaches only TWO no-run zones in each drive – one 5 yards from midfield to gain the first down and one 5 yards from the goal line to score a TD). Any player who receives a handoff can throw the ball from behind the line of scrimmage.
41. Once the ball has been handed off in front, behind or to the side of the quarterback, all defensive players are eligible to rush.
42. Runners may not leave their feet to advance the ball. Diving, leaping or jumping to avoid a flag pull is considered flag guarding. Spinning is allowed, but players cannot leave their feet to avoid a flag pull. Players spinning out of control will be called for flag guarding.
43. Runners may leave their feet if there is a clear indication that he/she has done so to avoid collision with another player without a flag guarding penalty enforced.
44. No blocking or "screening" is allowed at any time.
45. Offensive players without the ball must stop their motion once the ball has crossed the line of scrimmage. No running with the ball-carrier.
46. Flag obstruction – All jerseys MUST be tucked in before play begins. The flags must be on the player's hips and free from obstruction. Deliberately obstructed flags will be considered flag guarding.

XII. Passing

47. All passes must be from behind the line of scrimmage, thrown forward and received beyond the line of scrimmage.
 - a. All passes that do not cross the line of scrimmage, whether received or not, are illegal forward passes.
 - b. The quarterback may throw the ball away to avoid a sack. Pass must go beyond the line of scrimmage.
48. Shovel passes are allowed but must be received beyond the line of scrimmage.
49. The quarterback has a seven-second "pass clock." If a pass is not thrown within the seven seconds, the play is dead, the down is consumed and the ball is returned to the line of scrimmage. Once the ball is handed off, the 7-second rule is no longer in effect. If the QB is standing in the end zone at the end of the 7-second clock, the play will be considered a safety and the ball will become the opposing team's ball.

XIII. Receiving

50. All players are eligible to receive passes (including the quarterback if the ball has been handed off behind the line of scrimmage).
51. Only one player is allowed in motion at a time. All motion must be parallel to the line of scrimmage and no motion is permitted toward the line of scrimmage.
52. A player must have at least one foot in bounds when making a reception.
53. In the case of simultaneous possession by both an offensive and defensive player, possession is awarded to the offense.
54. Interceptions change the possession of the ball at the point of interception. Interceptions are the only changes of possession that do not start on the 5-yard line.
55. Interceptions are returnable but not on conversions after touchdowns.

XIV. Rushing the Passer

56. All players who rush the passer must be a minimum of seven yards from the line of scrimmage when the ball is snapped. Any number of players can rush the quarterback. Players not rushing the quarterback can defend on the line of scrimmage.
57. Once the ball is handed off, the seven-yard rule no longer is in effect and all defenders may go behind the line of scrimmage.
58. A special marker, or the referee, will designate a rush line seven yards from the line of scrimmage. Defensive players should verify they are in the correct position with the official on every play.
 - a. A legal rush is:
 - b. Any rush from a point 7 yards from the defensive line of scrimmage.
 - c. A rush from anywhere on the field AFTER the ball has been handed off by the quarterback.
 - d. If a rusher leaves the rush line early (breaks the 7 yard area), they may return to the rush line, reset and then legally rush the quarterback.
 - e. If a rusher leaves the rush line early and the ball is handed off before he/she crosses the line of scrimmage, he/she may legally rush the quarterback.
 - f. A penalty may be called if:
 - i. The rusher leaves the rush line before the snap crosses the line of scrimmage before a handoff or pass – illegal rush (5 yards from the line of scrimmage and first down).
 - ii. Any defensive player crosses the line of scrimmage before the ball is snapped – offside (5 yards from line of scrimmage and first down).
 - iii. Any defensive player not lined up at the rush line crosses the line of scrimmage before the ball is passed or handed off – illegal rush (5 yards from the line of scrimmage and first down).
 - g. Special circumstances:
 - i. Teams are not required to rush the quarterback with the seven second clock in effect.
 - ii. Teams are not required to identify their rusher before the play.

59. Players rushing the quarterback may attempt to block a pass; however, NO contact can be made with the quarterback in any way. Blocking the pass or attempting to block the pass and then making contact with the passer will result in a roughing the passer penalty.
60. The offense cannot impede the rusher in any way. The rusher has the right to a clear path to the quarterback, regardless of where they line up prior to the snap. If the "path or line" is occupied by a moving offensive player, then it is the offense's responsibility to avoid the rusher. Any disruption to the rusher's path and/or contact will result in an impeding the rusher penalty. **If the offensive player does not move after the snap, then it is the rusher's responsibility to go around the offensive player and to avoid contact.**
61. A sack occurs if the quarterback's flags are pulled behind the line of scrimmage. The ball is placed where the quarterback's feet are when flag is pulled. A safety is awarded if the sack takes place in the offensive team's end zone.

XV. Flag Pulling

62. A legal flag pull takes place when the ball-carrier is in full possession of the ball.
63. Defenders can dive to pull flags but cannot tackle, hold or run through the ball-carrier when pulling flags.
64. It is illegal to attempt to strip or pull the ball from the ball-carrier's possession at any time.
65. If a player's flag inadvertently falls off during the play, the player is down immediately upon possession of the ball and the play ends. The ball is placed where the flag lands.
66. A defensive player may not intentionally pull the flags off of a player who is not in possession of the ball.
67. Flag guarding is an attempt by the ball-carrier to obstruct the defender's access to the flags by stiffarming, dropping the head, hand, arm or shoulder or intentionally covering the flags with the football jersey.

PLEASE KEEP THE MOST CURRENT COPY OF THE RULES WITH YOU AT ALL TIMES FOR REFERENCE & REMINDERS.

Any questions, concerns, problems, injuries, or positive suggestions please email the JBLM Sports & Fitness Director at cynthia.a.williams-patnoe.naf@mail.mil or call our JBLM sports office at **253-967-2405**. We are looking forward to a safe, fun, positive, and memorable season. Thank you for your participation!

Please be a "Volunteer" & Thank a VOLUNTEER!

Our Amazing CYS Sports STAFF: (253)-967-2405

JBLM Sports & Fitness Director: Cynthia Williams-Patnoe, cynthia.a.williams-patnoe.naf@mail.mil
 Equipment & Facilities Assistants: Todd Melton & Steven Wartella
 Sports Specialist: Nakita Pruitt, Aisha Vandesspooill, Alex Diaz
 Fitness Specialists: Steva Brown, Justin Graham, Genia Stewart
 Admin Assist/CYMS: Gino McDuffy
 Website: www.JBLMMWR.com/CYS

Please see the Sports & Fitness Director or Sports Program Director for any questions, problems, concerns, or suggestions to improve our program.

Thank you.

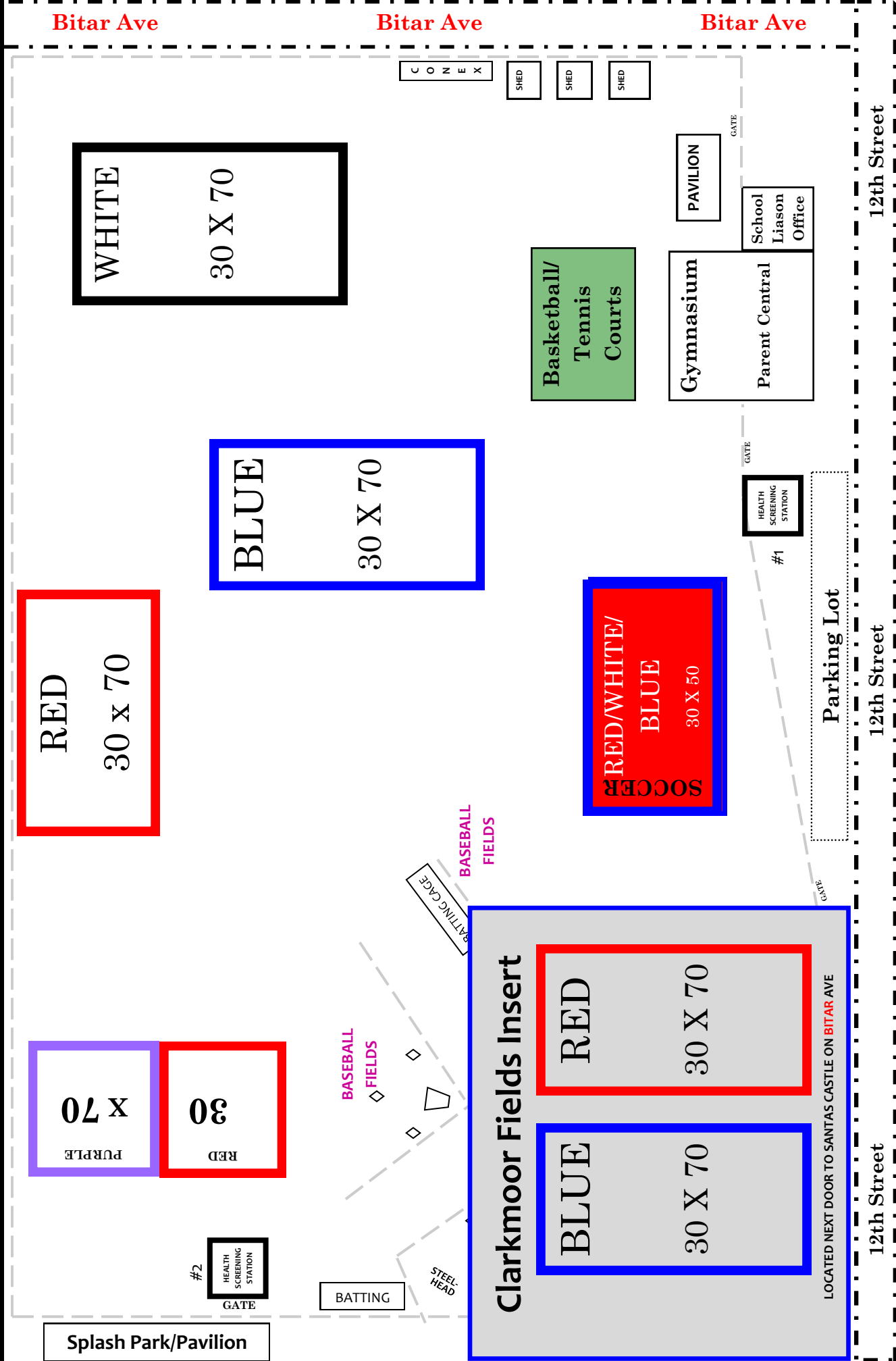
Cynthia Williams-Patnoe
253-967-2405 office
cynthia.williams-patnoe.naf@mail.mil
 CYS Sports & Fitness Director

CYS FLAG FOOTBALL & CHEER FIELDS

41st Division Drive

41st Division Drive

41st Division Drive



Healthy Snack Ideas

The key to healthy snacking is in providing a balance of food choices that the children can enjoy. Make it a point to read the Nutrition Facts Label that now appears on most processed or prepared food products. These labels provide useful information about serving size, total calories and calories from carbohydrates, protein and fat along with information on the other nutrients contained in the food. In addition to the nutrition facts label, food manufactures are now required to list on the label, in descending order, the weight of all ingredients in a food product. Try to select snacks that do not have sugar, salt or oils listed as the prime ingredients.

Guideline and Suggestions for Healthy Snacks:

1. Prepare snacks that are kid-friendly. When serving fruits and vegetables offer them in bite size portions. Some fruits and vegetables such as apples, pears and carrots can be cut up into sizes that children can easily manage. Try to prepare snacks in advance.
2. Select only juices that are 100% juice. All fruit drinks are now required to have a list of the ingredients on the label. Many products that advertise themselves as fruit juices contain no more than 10% juice. Avoid soft drinks.
3. Limit cookies, doughnuts, brownies and other baked goods. Instead serve bagels or rice cakes. Children also enjoy mixing several types of ready to eat cereals together for a snack.
4. Limit chips and other salty, high fat snacks. Instead, offer baked pretzels, air popped popcorn, dried fruit, dry cereal, granola and whole grain crackers.

Snack Ideas

Apple Chips/Baked Chips	Ritz/Wheat Thins	Fruit Juices
Whole grain crackers	Muffins	Bagels
Cheese Sticks	Dried Fruit	Rice Cakes
Fresh Fruit Slices	Trail Mix	Bread Sticks
Ready to eat cereal mix	Baked Pretzels	Real Fruit Roll-ups
Animal Crackers	Granola Bars	Cheese & Crackers
Raw Vegetables	Beef Jerky	Fruit Bars



Parents' Code of Ethics



I hereby pledge to provide positive support, care, and encouragement for my child participating in youth sports by following this PAYS Parents' Code of Ethics:

I will encourage good sportsmanship by demonstrating positive support for all players, coaches, and officials at every game, practice, or other youth sports event.

I will place the emotional and physical well-being of my child ahead of a personal desire to win.

I will insist that my child play in a safe and healthy environment.

I will require that my child's coach be trained in the responsibilities of being a youth sports coach and that the coach upholds the Coaches' Code of Ethics.

I will support coaches and officials working with my child, in order to encourage a positive and enjoyable experience for all.

I will demand a sports environment for my child that is free from drugs, tobacco, and alcohol, and will refrain from their use at all youth sports events.

I will remember that the game is for youth - not for adults.

I will do my very best to make youth sports fun for my child.

I will help my child enjoy the youth sports experience by doing whatever I can, such as being a respectful fan, assisting with coaching, or providing transportation.

I will ask my child to treat other players, coaches, fans, and officials with respect regardless of race, sex, creed, or ability.

Parent Signature

Date

© National Alliance for Youth Sports
2050 Vista Parkway
West Palm Beach, FL 33406
(800)729-2057 / FAX (561) 681-9716 / pays@nays.org

PLAYERS' CODE OF ETHICS

I hereby pledge to be positive about my youth sports experiences and accept responsibility for my participation by following this Players' Code of Ethics pledge:

- I will encourage good sportsmanship from fellow players, coaches, officials and parents at every game and practice by demonstrating good sportsmanship.
- I will attend every practice and game that I can, and will notify my coach if I cannot.
- I will expect to receive a fair and equal amount of playing time.
- I will do my very best to listen and learn from my coaches.
- I will treat my coaches, other players, officials and fans with respect regardless of race, sex, creed, or abilities and I will expect to be treated accordingly.
- I deserve to have fun during my sports experience and will alert parents or coaches if it stops being fun.
- I deserve to play in an environment that is free from drugs, tobacco and alcohol and expect adults to refrain from their use at all youth sports events.
- I will encourage my parents to be involved with my team in some capacity because it is important to me.
- I will do my very best in school.
- I will remember that sports participation is an opportunity to learn and have fun.

Player Signature

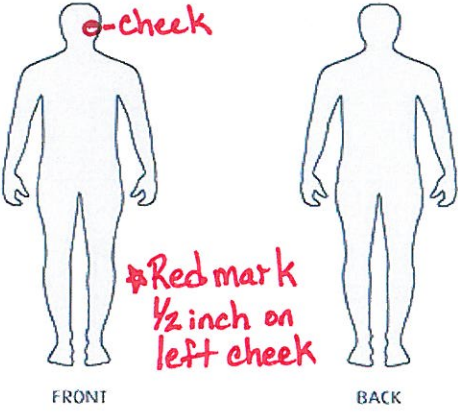
Date

2021 FFB/Cheer Snack Schedule

[illegible]

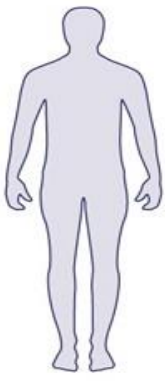
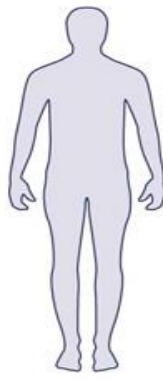
SAMPLE

JOINT BASE LEWIS MCCHORD CHILD, YOUTH & SCHOOL SERVICES CHILD OR YOUTH INCIDENT REPORT

Name of Child/Youth Involved: Peter Pumpkin		Age: 3	Date & Time of Incident: 14 Jan 2010 1000AM		
Location of Incident		Facility: CCDC	Module/Program Area: 12		
Playground	Hallway	Shuttle/bus	Field Trip <input checked="" type="checkbox"/>	Sports Field	
Gym	SKIES Area	Public School	FCC (circle) Inside--Outside		
Did not occur in CYSS setting per parent/guardian			Learn Center		
Description of Incident (Mark all that apply)					
Minor Cut		Bite		Bleeding	
Minor Scrape	<input checked="" type="checkbox"/>	Bruise-Mark		Open Wound	
Scratch		Swelling		Bloody Nose	
Painful extremity	<input checked="" type="checkbox"/>	Head Injury		Other:	
Indicate Injury		Parent/Guardian Notified Yes <input checked="" type="checkbox"/> No <input type="checkbox"/>			
 FRONT BACK		Time Of day	Type of Contact (In-person, phone, left message)	Who did you contact? (parent-guardian-emergency contact)	CYSS staff Initials
		1015	message		BMC
		1030	phone	MOM	BMC
		Minor First Aid Provided by CYSS			
		Cleaned w/ Soap & Water			
		Applied Band-Aid			
		<input checked="" type="checkbox"/> Cold Pack			
		<input checked="" type="checkbox"/> Rested			
		Other (describe)			
Objective Written Description of Incident					
Describe in detail what happened to the child or youth. (use back side of form if needed)					
Peter was playing in the block area and was hit on the left cheek by a block. Block, wooden, grazed Peter's cheek and left a small red mark.					
Name of CYSS Staff who observed incident: Barb McPherson					
<input checked="" type="checkbox"/> YES <input type="checkbox"/> NO----Were there other children or adults involved in the incident? If yes, explain how without using other children's names:					
A child became angry and threw a block which grazed Peter's cheek.					
Other Resources					
911 Called		Emergency Room	APHN	MPs	
911 Transported		MAMC	SWS	CYSS Nurse	
Safety Office		CYSS Branch Administrator		CYSS Chief	
Print Name: Barb McPherson					
Signature here 14 Jan 10		★			
CYSS Staff-Provider Signature & Date		Parent/Guardian Signature & Date			
TACS Signature & Date (Behavior Only)		Director Signature & Date			

CYSS Lewis JAN 2010

JOINT BASE LEWIS MCCHORD CHILD, YOUTH & SCHOOL SERVICES
CHILD OR YOUTH INCIDENT REPORT

Name of Child/Youth Involved:		Age:	Date & Time of Incident:		
Location of Incident		Facility:		Module/Program Area:	
<input type="checkbox"/> Playground	<input type="checkbox"/> Hallway	<input type="checkbox"/> Shuttle/bus	<input type="checkbox"/> Field Trip	<input type="checkbox"/> Sports Field	
<input type="checkbox"/> Gym	<input type="checkbox"/> SKIES Area	<input type="checkbox"/> Public School	<input type="checkbox"/> FCC (circle) Inside--Outside		
<input type="checkbox"/> Did not occur in CYSS setting per parent/guardian			<input type="checkbox"/> Learn Center		
Description of Incident (Mark all that apply)					
<input type="checkbox"/> Minor Cut	<input type="checkbox"/> Bite	<input type="checkbox"/> Bleeding			
<input type="checkbox"/> Minor Scrape	<input type="checkbox"/> Bruise-Mark	<input type="checkbox"/> Open Wound			
<input type="checkbox"/> Scratch	<input type="checkbox"/> Swelling	<input type="checkbox"/> Bloody Nose			
<input type="checkbox"/> Painful extremity	<input type="checkbox"/> Head Injury	<input type="checkbox"/> Other:			
Indicate Injury		Parent/Guardian Notified <input type="checkbox"/> Y <input type="checkbox"/> N			
 FRONT  BACK		Time Of day	Type of Contact (In-person, phone, left message)	Who did you contact? (parent-guardian-emergency contact)	CYSS staff Initials
Minor First Aid Provided by CYSS					
		Cleaned w/Soap & Water			
		Applied Band-Aid			
		Cold Pack			
		Rested			
		Other (describe)			
Objective Written Description of Incident					
Describe in detail what happened to the child or youth.(use back side of form if needed)					
Name of CYSS Staff who observed incident:					
<input type="checkbox"/> YES <input type="checkbox"/> NO----Were there other children or adults involved in the incident? If yes, explain how without using other children's names:					
Other Resources					
<input type="checkbox"/> 911 Called	<input type="checkbox"/> Emergency Room	<input type="checkbox"/> APHN	<input type="checkbox"/> MPs		
<input type="checkbox"/> 911 Transported	<input type="checkbox"/> MAMC	<input type="checkbox"/> SWS	<input type="checkbox"/> CYSS Nurse		
<input type="checkbox"/> Safety Office	<input type="checkbox"/> CYSS Branch Administrator		<input type="checkbox"/> CYSS Chief		
Print Name:					
CYSS Staff-Provider Signature & Date		Parent/Guardian Signature & Date			
TACS Signature & Date (Behavior Only)		Director Signature & Date			

