



Flag Football & Cheer

Dear Parents:

The Child & Youth Services (CYS) Sports & Fitness staff welcomes you to the 2023 Fall Flag Football & Cheer Program. This letter will answer some general questions you may have about the program. Any further questions may be addressed to the Sports Program Director or her staff. We encourage parents to become involved in our program by being a coach, team parent, or offering assistance to staff on game days.

Ages & eligibility: A child must be 5 yrs. old & no older than 15 yrs. old by Oct 21, 2023 to play.

Current sports physical: Sports physicals with the doctor's medical stamp are good for 12 months and must be current through the end of the sport season, **Dec 2, 2023**. Parent Central will accept a copy of the medical form you may have obtained for school, provided it has the required documentation on it & you sign, date & attach it to one of the **CYS Sports Physical forms**.

Placement Requests & Practice Day/Time Request: For flag football & cheer placement requests, please stop by the **CYS Sports office**, located at **6398 Garcia Blvd & next door to Hillside Elementary School**. Let us know if you prefer **Monday/Wednesday** or **Tuesday/Thursday** practice. Upon your request, every attempt will be made to place your child on the day or time requested. **We will do our best to accommodate but cannot make guarantees.**

PRACTICES

Your **COACH** will **DETERMINE THE PRACTICE TIMES**. The days and times are usually 1 hour practices, 2 times (M/W or T/TH) per week & between 1700 and 1900. **IF THE PRACTICE TIME DOES NOT FIT INTO YOUR SCHEDULE, YOU WILL NEED TO WORK IT OUT WITHIN YOUR TEAM**. **CYS Sports** is limited to three hours per week including practices and games. Practices for flag Football will take place on the fields outside the gym at Bldg. #2295. Cheerleading practices will be outside on the sidelines of the football fields.





League Play: Games will be played on Saturday's beginning **October 21, 2023** and will continue through the weekend of **December 2, 2023**.

Snacks: A list of acceptable snacks will be provided to your coach. Please adhere to the suggestions as we are trying to encourage healthy habits at a young age. Snacks should be nutritious in content. Please dispose of snacks in designated trash cans located near the bleachers. Please be mindful of allergies on your team when planning snacks.

Fees: Your registration fee is regulated by Department of the Army (DA). This fee covers medals, certificates and a team photo for all players posing in the photo. This fee also helps offset costs for field maintenance, labor and officials fees.

Pictures: The picture dates are on the day of your practice **November 6-9, 2023**. Your team's specific date and time will be given to your coach approximately two weeks before that time frame so that you may plan for your picture day. Pictures will be outside on the fields unless we have inclement weather, which will then require them to be taken at Bldg #2295, inside the Sports Gym. That call will be made on picture day.

Volunteers: In order to coach or assist a team, a background check and a coach's certification training is **mandatory**. CYS Sports Coaching Vouchers are available for coaches and assistants, once the background checks are complete and cleared.

Please contact the CYS Sports Office, at 253-967-2405 if you are interested.

Sports Refunds: The sports activity fee is **NON-REFUNDABLE**, unless a doctor's note is received stating why the child can no longer participate in the sport or your family has received orders to PCS.

Uniforms: Flag Football players & Cheerleaders may keep their jersey or t-shirt. Cheerleading skirts & pom-poms must be turned into your coach by the day of the last game or your CYS account will be charged \$25 for the skirts or pom-poms. Cleats are highly recommended but are **not** required for FFB.

Appropriate Conduct: Parents and coaches are reminded that comments should be kept to a minimum and foul language will **NOT** be tolerated at the games. Adherence to the Parents Code of Ethics will be enforced. Incidents of inappropriate behavior will be reviewed and corrective action will be taken. Remember to role model Pursuing Victory with Honor - Character Counts both on and off the field.

The CYS Sports & Fitness team thank you in advance for your support.



CYNTHIA A. WILLIAMS-PATNOE
CYS Sports & Fitness Director



Parents' Code of Ethics



I hereby pledge to provide positive support, care, and encouragement for my child participating in youth sports by following this PAYS Parents' Code of Ethics:

I will encourage good sportsmanship by demonstrating positive support for all players, coaches, and officials at every game, practice, or other youth sports event.

I will place the emotional and physical well-being of my child ahead of a personal desire to win.

I will insist that my child play in a safe and healthy environment.

I will require that my child's coach be trained in the responsibilities of being a youth sports coach and that the coach upholds the Coaches' Code of Ethics.

I will support coaches and officials working with my child, in order to encourage a positive and enjoyable experience for all.

I will demand a sports environment for my child that is free from drugs, tobacco, and alcohol, and will refrain from their use at all youth sports events.

I will remember that the game is for youth - not for adults.

I will do my very best to make youth sports fun for my child.

I will help my child enjoy the youth sports experience by doing whatever I can, such as being a respectful fan, assisting with coaching, or providing transportation.

I will ask my child to treat other players, coaches, fans, and officials with respect regardless of race, sex, creed, or ability.

Parent Signature

Date

© National Alliance for Youth Sports
2050 Vista Parkway
West Palm Beach, FL 33406
(800)729-2057 / FAX (561) 681-9716 / pays@nays.org



*Our **CYS NFL Flag Football Program** is a true recreational league for any player whether a beginner or a more talented player. Our guidance is for our players to **learn the basics** of the game and to have **FUN!!** These rules are designed to allow all participants equal opportunity to have fun in modified forms of flag football which match the capabilities of the youth.*

1. Parents and coaches are **expected to render positive support** to all youth in the program, as well as to other coaches, officials, staff, and program volunteers. Your coaches will be giving you a Parents Code of Ethics that will need to be signed in order for your children to participate.
2. **Coach's & Parents** are also Teachers and role model good sportsmanship to our children. Please review your signed code of ethics.
 - **Do NOT argue with the Officials, Sports Director, or Staff on Duty.** Questions, concerns, and suggestions can & will be handled later away from the children.
 - You may be asked to leave if disrespectful or unruly.
 - **Remember, that children are watching and that you are a "Role-Model"!**
 - The referee's decision is **final and not to be questioned.** **Parents are not authorized to approach an official before or after the game.** Please see your coach if you have any questions regarding officials and their calls. You may **write up your concern & email it to the Sports Director for follow-up.** The email address can be found at the bottom of these rules.
 - **Unruly, unsportsmanlike behavior** will **NOT** be tolerated and you "may" be asked to leave.
 - **If a parent receives Ejection**, then **ONLY the Parent**, not the coach will be asked to leave the vicinity. You have 1 minute to leave, or a team forfeit will result. We do not want to punish the team or coach for inappropriate adult behavior. Please avoid this by remembering that this is a recreational league and that **no profanity or inappropriate behavior will be tolerated.**
 - **Should an official eject a coach, parent, or player**, the CYS Staff will be responsible for ensuring the person is escorted off the field.
 - **The official should return to the center of the field and remain a neutral party until the removal is completed.**
 - We play in a "Recreation" league so please emphasis safety, sportsmanship, team play, and good attitudes.
 - Please help us to **provide a safe, positive, and fun environment** for our youth.

I. Game Rules

1. At the start of each game, captains from both teams meet at midfield for the coin toss to determine who starts with the ball. The visiting team calls the toss.
2. The winner of the coin toss has the choice of offense or defense. The loser of the coin toss has the choice of direction. Possession changes to start the second half to the team that started the game on defense.
3. The offensive team takes possession of the ball at its 5-yard line and has three (3) plays to cross midfield. Once a team crosses midfield, it has three (3) plays to score a touchdown.
4. If the offense fails to score, the ball changes possession and the new offensive team starts its drive on its own 5-yard line.
5. If the offensive team fails to cross midfield, possession of the ball changes and the opposition starts its drive from its own 5-yard line.
6. All possession changes, except interceptions, start on the offense's 5-yard line.
7. Teams change sides after the first half. Possession changes to the team that started the game on defense.

II. Terminology

Boundary Lines	The outer perimeter lines around the field. They include the sidelines and back of the end zone lines.
Line of Scrimmage	(LOS) an imaginary line running through the point of the football and across the width of the field.
Line-to-Gain	The line the offense must pass to get a first down or score.
Rush Line	An imaginary line running across the width of the field seven yards (into the defensive side) from the line of scrimmage.
Offense	The team with possession of the ball.
Defense	The team opposing the offense to prevent it from advancing the ball.
Passer	The offensive player that throws the ball and may or may not be the quarterback.
Rusher	The defensive player assigned to rush the quarterback to prevent him/ her from passing the ball by pulling his/her flags or by blocking the pass.
Downs (1-2-3)	The offensive team has three attempts or "downs" to advance the ball. It must cross the line to gain to get another set of downs or to score.
Live Ball	Refers to the period of time that the play is in action. Generally used in regard to penalties. Live ball penalties are considered part of the play and must be enforced before the down is considered complete.
Dead Ball	Refers to the period of time immediately before or after a play.
Whistle	Sound made by an official using a whistle that signifies the end of the play or a stop in the action for a timeout, halftime or the end of the game.
Inadvertent Whistle	Official's whistle that is performed in error.
Charging	An illegal movement of the ball-carrier directly at a defensive player who has established position on the field. This includes lowering the head or initiating contact with a shoulder, forearm or the chest.
Flag Guarding	An illegal act by the ball-carrier to prevent a defender from pulling the ball-carrier's flags by stiff arm, lowering elbow or head or by blocking access to the runner's flags with a hand or arm.
Shovel Pass	A legal pitch attempted beyond the line of scrimmage.
Lateral	A backward or sideways toss of the ball by the ball-carrier.
Unsportsmanlike Conduct	A rude, confrontational or offensive behavior or language.

III. Uniforms & Equipment

8. The CYS Sports league provides each player with an official flag belt and NFL FLAG team jersey. Teams will use footballs provided by CYS Sports.
9. Players must wear shoes that are safe and secure to play in. Cleats are preferred. However, cleats with exposed metal are never allowed and must be removed.
10. Players may tape their forearms, hands and fingers. Players may wear gloves, elbow pads and knee pads. Braces with exposed metals are not allowed.
11. Players must remove all jewelry, hats and do-rags. Winter beanies are allowed.
12. Players' jerseys must be tucked into shorts or pants if they hang below the belt line.
13. We recommend players wear shorts or pants that do not have pockets. **Flag belts cannot be the same color as shorts or pants.**

IV. FIELDS

14. The field dimensions are 30 yards by 70 yards with two 10-yard end zones, and a midfield line-to-gain. No-run zones precede each line-to gain by 5 yards.
15. No-run zones are in place to prevent teams from conducting power run plays. While in the no-run zones (a 5-yard imaginary zone before midfield and before the end zone), teams cannot run the ball in any fashion. All plays must be pass plays, even with a handoff for teams ages 7 and above.
16. Stepping on the boundary line is considered out of bounds

V. TEAM PLAY

17. **Home teams wear dark color jerseys. Visiting teams wear light color jerseys.**
18. Teams must consist of at least **five** players with a maximum of 10 players.
19. Teams must start games with a minimum of **five** players. In the event of an injury, a team with insufficient substitute players may play with four players on the field but no fewer than four.

VII. Timing & Overtime

20. Games are played on a 40 minute continuous clock with two 20 minute halves. Clock stops only for timeouts or injuries.
21. **Halftime is one minute. (This time may need to be adjusted with the official according to game day circumstances.)**
22. Each time the ball is spotted, a team has 30 seconds to snap the ball. Teams will receive one warning before a delay-of-game penalty is enforced.
23. Each team has one 30-second timeout per half.
24. Officials can stop the clock at their discretion.
25. In the event of an injury, the clock will stop then restart when the injured player is removed from the field of play.
26. If the score is tied at the end of 40 minutes, the score will remain. **No overtime play will take place.**

VIII. Live Ball/Dead Balls

27. The ball is live at the snap of the ball and remains live until the official whistles the ball dead.
28. The official will indicate the neutral zone and line of scrimmage.
 - a. It is an automatic dead ball foul if any player on defense or offense enters the neutral zone.
 - b. In regard to the neutral zone, the official may give both teams a "courtesy" neutral zone notification to allow their players to move back behind the line of scrimmage.
29. A player who gains possession in the air is considered inbounds as long as one foot comes down in the field of play.
30. The defense may not mimic the offensive team signals by trying to confuse the offensive players, while the quarterback is calling out signals to start the play. This will result in an unsportsmanlike conduct penalty.

31. Substitutions may be made on any dead ball.
32. Any official can whistle the play dead.
33. Play is ruled "dead" when the ball hits the ground. If the ball hits the ground as a result of a bad snap, the ball is then placed where:
 - a. The ball-carrier's flag is pulled.
 - b. The ball-carrier steps out of bounds.
 - c. A touchdown, PAT or safety is scored.
 - d. The ball-carrier's knee or arm hits the ground.
 - e. The ball-carrier's flag falls out.
 - f. The receiver catches the ball while in possession of one or no flag(s).
 - g. The 7 second pass clock expires.
 - h. Inadvertent whistle.

NOTE: There are no fumbles. The ball is spotted where the ball-carrier's feet were at the time of the fumble.

34. In the case of an inadvertent whistle, the offense has two options:
 - a. Take the ball where it was when the whistle blew, and the down is consumed.
 - b. Replay the down from the original line of scrimmage.
35. A team is allowed to use a timeout to question an official's rule interpretation. If the official's ruling is correct, the team will be charged a timeout. If the rule is interpreted incorrectly, the timeout will not be charged and the proper ruling will be enforced. Officials should all agree upon any controversial call - in order to give each team, the full benefit of each call.

XI. Running

36. The ball is spotted where the runner's feet are when the flag is pulled, not where the ball-carrier has the ball. Forward progress will be measured by the player's front foot.
37. The quarterback cannot directly run with the ball. The quarterback is the offensive player who receives the snap. Only direct handoffs behind the line of scrimmage are permitted. Handoffs may be in front, behind or to the side of the offensive player but must be behind the line of scrimmage. The offense may use multiple handoffs.
38. A "Center sneak" play is no longer allowed. The QB is not allowed to handoff to the center on the first handoff of the play.
39. One lateral behind the line of scrimmage.
40. No-run Zones are located 5 yards before each end zone and 5 yards on either side of midfield are designed to avoid short-yardage power-running situations. Teams are not allowed to run in these zones if the subsequent line is LIVE. (Reminder: Each offensive team approaches only TWO no-run zones in each drive - one 5 yards from midfield to gain the first down and one 5 yards from the goal line to score a TD). Any player who receives a handoff can throw the ball from behind the line of scrimmage.
41. Once the ball has been handed off in front, behind or to the side of the quarterback, all defensive players are eligible to rush.
42. Runners may not leave their feet to advance the ball. Diving, leaping or jumping to avoid a flag pull is considered flag guarding. Spinning is allowed, but players cannot leave their feet to avoid a flag pull. Players spinning out of control will be called for flag guarding.
43. Runners may leave their feet if there is a clear indication that he/she has done so to avoid collision with another player without a flag guarding penalty enforced.
44. No blocking or "screening" is allowed at any time.
45. Offensive players without the ball must stop their motion once the ball has crossed the line of scrimmage. No running with the ball-carrier.
46. Flag obstruction - All jerseys MUST be tucked in before play begins. The flags must be on the player's hips and free from obstruction. Deliberately obstructed flags will be

considered flag guarding.

XII. Passing

47. All passes must be from behind the line of scrimmage, thrown forward and received beyond the line of scrimmage.
 - a. All passes that do not cross the line of scrimmage, whether received or not, are illegal forward passes.
 - b. The quarterback may throw the ball away to avoid a sack. Pass must go beyond the line of scrimmage.
48. Shovel passes are allowed but must be received beyond the line of scrimmage.
49. The quarterback has a seven-second "pass clock." If a pass is not thrown within the seven seconds, the play is dead, the down is consumed and the ball is returned to the line of scrimmage. Once the ball is handed off, the 7-second rule is no longer in effect. If the QB is standing in the end zone at the end of the 7-second clock, the play will be considered a safety and the ball will become the opposing team's ball.

XIII. Receiving

50. All players are eligible to receive passes (including the quarterback if the ball has been handed off behind the line of scrimmage).
51. Only one player is allowed in motion at a time. All motion must be parallel to the line of scrimmage and no motion is permitted toward the line of scrimmage.
52. A player must have at least one foot in bounds when making a reception.
53. In the case of simultaneous possession by both an offensive and defensive player, possession is awarded to the offense.
54. Interceptions change the possession of the ball at the point of interception. Interceptions are the only changes of possession that do not start on the 5-yard line.
55. Interceptions are returnable but not on conversions after touchdowns.

XIV. Rushing the Passer

56. All players who rush the passer must be a minimum of seven yards from the line of scrimmage when the ball is snapped. Any number of players can rush the quarterback. Players not rushing the quarterback can defend on the line of scrimmage.
57. Once the ball is handed off, the seven-yard rule no longer is in effect and all defenders may go behind the line of scrimmage.
58. A special marker, or the referee, will designate a rush line seven yards from the line of scrimmage. Defensive players should verify they are in the correct position with the official on every play.
 - a. A legal rush is:
 - b. Any rush from a point 7 yards from the defensive line of scrimmage.
 - c. A rush from anywhere on the field AFTER the ball has been handed off by the quarterback.
 - d. If a rusher leaves the rush line early (breaks the 7 yard area), they may return to the rush line, reset and then legally rush the quarterback.
 - e. If a rusher leaves the rush line early and the ball is handed off before he/she crosses the line of scrimmage, he/she may legally rush the quarterback.
 - f. A penalty may be called if:
 - i. The rusher leaves the rush line before the snap crosses the line of scrimmage before a handoff or pass – illegal rush (5 yards from the line of scrimmage and first down).
 - ii. Any defensive player crosses the line of scrimmage before the ball is snapped – offside (5 yards from line of scrimmage and first down).
 - iii. Any defensive player not lined up at the rush line crosses the line of scrimmage before the ball is passed or handed off – illegal rush (5 yards from the line of scrimmage and first down).
 - g. Special circumstances:

- i. Teams are not required to rush the quarterback with the seven second clock in effect.
 - ii. Teams are not required to identify their rusher before the play.
- 59. Players rushing the quarterback may attempt to block a pass; however, NO contact can be made with the quarterback in any way. Blocking the pass or attempting to block the pass and then making contact with the passer will result in a roughing the passer penalty.
- 60. The offense cannot impede the rusher in any way. The rusher has the right to a clear path to the quarterback, regardless of where they line up prior to the snap. If the "path or line" is occupied by a moving offensive player, then it is the offense's responsibility to avoid the rusher. Any disruption to the rusher's path and/or contact will result in an impeding the rusher penalty. **If the offensive player does not move after the snap, then it is the rusher's responsibility to go around the offensive player and to avoid contact.**
- 61. A sack occurs if the quarterback's flags are pulled behind the line of scrimmage. The ball is placed where the quarterback's feet are when flag is pulled. A safety is awarded if the sack takes place in the offensive team's end zone.

XV. Flag Pulling

- 62. A legal flag pull takes place when the ball-carrier is in full possession of the ball.
- 63. Defenders can dive to pull flags but cannot tackle, hold or run through the ball-carrier when pulling flags.
- 64. It is illegal to attempt to strip or pull the ball from the ball-carrier's possession at any time.
- 65. If a player's flag inadvertently falls off during the play, the player is down immediately upon possession of the ball and the play ends. The ball is placed where the flag lands.
- 66. A defensive player may not intentionally pull the flags off of a player who is not in possession of the ball.
- 67. Flag guarding is an attempt by the ball-carrier to obstruct the defender's access to the flags by stiff arming, dropping the head, hand, arm or shoulder or intentionally covering the flags with the football jersey.

PLEASE KEEP THE MOST CURRENT COPY OF THE RULES WITH YOU AT ALL TIMES FOR REFERENCE & REMINDERS.

Any questions, concerns, problems, injuries, or positive suggestions please email the JBLM Sports & Fitness Director at cynthia.a.williams-patnoe.naf@army.mil or call our JBLM sports office at **253-967-2405**. We are looking forward to a safe, fun, positive, and memorable season. Thank you for your participation!

Please be a "Volunteer" & Thank a VOLUNTEER!

Our Amazing CYS Sports STAFF: (253)-967-2405

JBLM Sports & Fitness Director: Cynthia Williams-Patnoe,
 Equipment & Facilities Assistants: Todd Melton & Otis Oliver
 Sports Specialist: Nakita Pruitt
 Sport Specialist-Internship: Cadarius Smith
 Fitness Specialists: Justin Graham, Genia Stewart, and Camille Druen
 Admin Assist/CYMS: Helen Dayton
 Website: www.JBLMMWR.com/CYS

Please see the Sports & Fitness Director or Sports Program Director for any questions, problems, concerns, or suggestions to improve our program.

2023 FFB/Cheer Snack Schedule

[illegible]

PLAYERS' CODE OF ETHICS

I hereby pledge to be positive about my youth sports experiences and accept responsibility for my participation by following this Players' Code of Ethics pledge:

- I will encourage good sportsmanship from fellow players, coaches, officials and parents at every game and practice by demonstrating good sportsmanship.
- I will attend every practice and game that I can, and will notify my coach if I cannot.
- I will expect to receive a fair and equal amount of playing time.
- I will do my very best to listen and learn from my coaches.
- I will treat my coaches, other players, officials and fans with respect regardless of race, sex, creed, or abilities and I will expect to be treated accordingly.
- I deserve to have fun during my sports experience and will alert parents or coaches if it stops being fun.
- I deserve to play in an environment that is free from drugs, tobacco and alcohol and expect adults to refrain from their use at all youth sports events.
- I will encourage my parents to be involved with my team in some capacity because it is important to me.
- I will do my very best in school.
- I will remember that sports participation is an opportunity to learn and have fun.

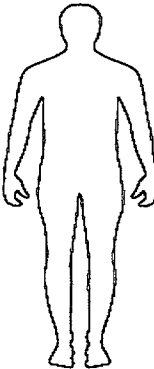
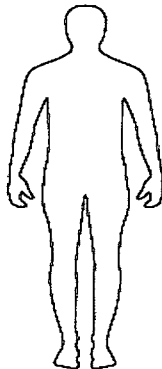
Player Signature

Date

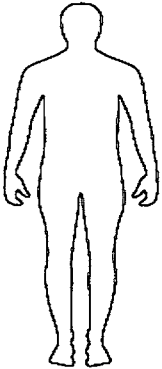
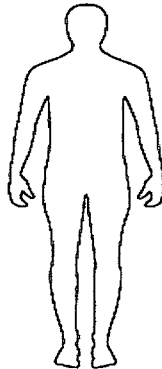
SAMPLE
JOINT BASE LEWIS MCCORD CHILD & YOUTH SERVICES
CHILD OR YOUTH INCIDENT REPORT

Name of Child/Youth Involved: <u>Amazinga Star</u>		Age: <u>7</u>	Date & Time of Incident: <u>10 Sep 2021</u> <u>1000 AM</u>	
Location of Incident Facility: <u>LNAC</u>		Program Area: <u>Field</u>		
<input checked="" type="checkbox"/> Sports Field	<input type="checkbox"/> Sports Gym Bldg. 2295	<input type="checkbox"/> School Gym	<input type="checkbox"/> Instructional Class	<input type="checkbox"/>
<input type="checkbox"/> Did not occur in CYS setting per parent/guardian			<input type="checkbox"/> Learn Center	
Description of Incident (Mark all that apply)				
<input type="checkbox"/> Minor Cut	<input type="checkbox"/> Bite	<input type="checkbox"/> Bleeding		
<input type="checkbox"/> Minor Scrape	<input checked="" type="checkbox"/> Bruise-Mark	<input type="checkbox"/> Open Wound		
<input type="checkbox"/> Scratch	<input type="checkbox"/> Swelling	<input type="checkbox"/> Bloody Nose		
<input type="checkbox"/> Painful extremity	<input checked="" type="checkbox"/> Head Injury	<input type="checkbox"/> Other:		
Indicate Injury		Parent/Guardian Notified Yes <input type="checkbox"/> No <input type="checkbox"/>		
<p style="text-align: center;">FRONT BACK</p>		Time Of day	Type of Contact (In-person, phone, left message)	Who did you contact? (parent-guardian-emergency contact)
		<u>1000</u>	<u>on-site</u>	<u>person-person</u>
		COACH staff Initials <u>AS</u>		
Minor First Aid Provided by CYSS				
<input type="checkbox"/> Cleaned w/Soap & Water				
<input type="checkbox"/> Applied Band-Aid				
<input checked="" type="checkbox"/> Cold Pack				
<input checked="" type="checkbox"/> Rested				
<input type="checkbox"/> Other (describe)				
Objective Written Description of Incident				
Describe in detail what happened to the child or youth. (use back side of form if needed) <u>Amazing & another player were running for the ball and collided. Amazing's cheek has a small mark on left side.</u>				
Name of CYS COACH-Staff who observed incident: <u>Athletic Scout</u>				
<input checked="" type="checkbox"/> YES <input type="checkbox"/> NO----Were there other children or adults involved in the incident? If yes, explain how without using other children's names: <u>Two child trying to go for same ball. Heads were hit.</u>				
Other Resources				
<input type="checkbox"/> 911 Called	<input type="checkbox"/> Emergency Room	<input type="checkbox"/> APHN	<input type="checkbox"/> MPs	
<input type="checkbox"/> 911 Transported	<input type="checkbox"/> MAMC	<input type="checkbox"/> SWS	<input type="checkbox"/> CYS Nurse	
<input type="checkbox"/> Safety Office	<input type="checkbox"/> CYS Branch Administrator	<input type="checkbox"/> CYS Chief		
<u>Signature here 10 Sep 21</u> COACH-Staff Signature & Date		★ _____ Parent/Guardian Signature & Date		
TEAM NUMBER & AGE: <u>7-8 #1</u>		★ _____ Director Signature & Date		
COACH NAME: <u>Athletic Scout</u>				

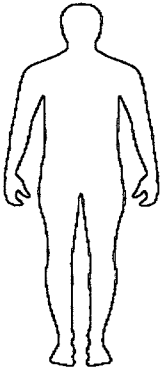
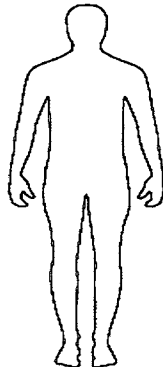
JOINT BASE LEWIS MCCHORD CHILD & YOUTH SERVICES
CHILD OR YOUTH INCIDENT REPORT

Name of Child/Youth Involved:		Age:	Date & Time of Incident:	
Location of Incident Facility:			Program Area:	
<input type="checkbox"/> Sports Field	<input type="checkbox"/> Sports Gym Bldg. 2295	<input type="checkbox"/> School Gym	<input type="checkbox"/> Instructional Class	<input type="checkbox"/>
<input type="checkbox"/> Did not occur in CYS setting per parent/guardian			<input type="checkbox"/> Learn Center	
Description of Incident (Mark all that apply)				
<input type="checkbox"/> Minor Cut	<input type="checkbox"/> Bite	<input type="checkbox"/> Bleeding		
<input type="checkbox"/> Minor Scrape	<input type="checkbox"/> Bruise-Mark	<input type="checkbox"/> Open Wound		
<input type="checkbox"/> Scratch	<input type="checkbox"/> Swelling	<input type="checkbox"/> Bloody Nose		
<input type="checkbox"/> Painful extremity	<input type="checkbox"/> Head Injury	<input type="checkbox"/> Other:		
Indicate Injury		Parent/Guardian Notified Yes <input type="checkbox"/> No <input type="checkbox"/>		
 <div style="text-align: center;">FRONT</div>	 <div style="text-align: center;">BACK</div>	Time Of day	Type of Contact (In-person, phone, left message)	Who did you contact? (parent-guardian-emergency contact)
Minor First Aid Provided by CYSS				
<input type="checkbox"/> Cleaned w/Soap & Water				
<input type="checkbox"/> Applied Band-Aid				
<input type="checkbox"/> Cold Pack				
<input type="checkbox"/> Rested				
<input type="checkbox"/> Other (describe)				
Objective Written Description of Incident				
Describe in detail what happened to the child or youth.(use back side of form if needed)				
Name of CYS COACH-Staff who observed incident: _____				
<input type="checkbox"/> YES <input type="checkbox"/> NO----Were there other children or adults involved in the incident? If yes, explain how without using other children's names:				
Other Resources				
<input type="checkbox"/> 911 Called	<input type="checkbox"/> Emergency Room	<input type="checkbox"/> APHN	<input type="checkbox"/> MPs	
<input type="checkbox"/> 911 Transported	<input type="checkbox"/> MAMC	<input type="checkbox"/> SWS	<input type="checkbox"/> CYS Nurse	
<input type="checkbox"/> Safety Office	<input type="checkbox"/> CYS Branch Administrator	<input type="checkbox"/> CYS Chief		
COACH-Staff Signature & Date		Parent/Guardian Signature & Date		
TEAM NUMBER & AGE:				
COACH NAME:		Director Signature & Date		

JOINT BASE LEWIS MCCHORD CHILD & YOUTH SERVICES
CHILD OR YOUTH INCIDENT REPORT

Name of Child/Youth Involved:		Age:	Date & Time of Incident:		
Location of Incident Facility:			Program Area:		
<input type="checkbox"/> Sports Field	<input type="checkbox"/> Sports Gym Bldg. 2295	<input type="checkbox"/> School Gym	<input type="checkbox"/> Instructional Class	<input type="checkbox"/>	
<input type="checkbox"/> Did not occur in CYS setting per parent/guardian			<input type="checkbox"/> Learn Center		
Description of Incident (Mark all that apply)					
<input type="checkbox"/> Minor Cut	<input type="checkbox"/> Bite	<input type="checkbox"/> Bleeding			
<input type="checkbox"/> Minor Scrape	<input type="checkbox"/> Bruise-Mark	<input type="checkbox"/> Open Wound			
<input type="checkbox"/> Scratch	<input type="checkbox"/> Swelling	<input type="checkbox"/> Bloody Nose			
<input type="checkbox"/> Painful extremity	<input type="checkbox"/> Head Injury	<input type="checkbox"/> Other:			
Indicate Injury		Parent/Guardian Notified Yes <input type="checkbox"/> No <input type="checkbox"/>			
 <p style="text-align: center;">FRONT</p>	 <p style="text-align: center;">BACK</p>	Time Of day	Type of Contact (In-person, phone, left message)	Who did you contact? (parent-guardian-emergency contact)	COACH staff Initials
Minor First Aid Provided by CYSS					
<input type="checkbox"/> Cleaned w/Soap & Water					
<input type="checkbox"/> Applied Band-Aid					
<input type="checkbox"/> Cold Pack					
<input type="checkbox"/> Rested					
<input type="checkbox"/> Other (describe)					
Objective Written Description of Incident					
Describe in detail what happened to the child or youth.(use back side of form if needed)					
Name of CYS COACH-Staff who observed incident: _____					
<input type="checkbox"/> YES <input type="checkbox"/> NO----Were there other children or adults involved in the incident? If yes, explain how without using other children's names:					
Other Resources					
<input type="checkbox"/> 911 Called	<input type="checkbox"/> Emergency Room	<input type="checkbox"/> APHN	<input type="checkbox"/> MPs		
<input type="checkbox"/> 911 Transported	<input type="checkbox"/> MAMC	<input type="checkbox"/> SWS	<input type="checkbox"/> CYS Nurse		
<input type="checkbox"/> Safety Office	<input type="checkbox"/> CYS Branch Administrator	<input type="checkbox"/> CYS Chief			
COACH-Staff Signature & Date		Parent/Guardian Signature & Date			
TEAM NUMBER & AGE:					
COACH NAME:		Director Signature & Date			

JOINT BASE LEWIS MCCHORD CHILD & YOUTH SERVICES
CHILD OR YOUTH INCIDENT REPORT

Name of Child/Youth Involved:		Age:	Date & Time of Incident:	
Location of Incident Facility:			Program Area:	
<input type="checkbox"/> Sports Field	<input type="checkbox"/> Sports Gym Bldg. 2295	<input type="checkbox"/> School Gym	<input type="checkbox"/> Instructional Class	<input type="checkbox"/>
<input type="checkbox"/> Did not occur in CYS setting per parent/guardian			<input type="checkbox"/> Learn Center	
Description of Incident (Mark all that apply)				
<input type="checkbox"/> Minor Cut	<input type="checkbox"/> Bite	<input type="checkbox"/> Bleeding		
<input type="checkbox"/> Minor Scrape	<input type="checkbox"/> Bruise-Mark	<input type="checkbox"/> Open Wound		
<input type="checkbox"/> Scratch	<input type="checkbox"/> Swelling	<input type="checkbox"/> Bloody Nose		
<input type="checkbox"/> Painful extremity	<input type="checkbox"/> Head Injury	<input type="checkbox"/> Other:		
Indicate Injury		Parent/Guardian Notified Yes <input type="checkbox"/> No <input type="checkbox"/>		
 <div style="text-align: center;">FRONT</div>	 <div style="text-align: center;">BACK</div>	Time Of day	Type of Contact (In-person, phone, left message)	Who did you contact? (parent-guardian-emergency contact)
Minor First Aid Provided by CYSS				
<input type="checkbox"/> Cleaned w/Soap & Water				
<input type="checkbox"/> Applied Band-Aid				
<input type="checkbox"/> Cold Pack				
<input type="checkbox"/> Rested				
<input type="checkbox"/> Other (describe)				
Objective Written Description of Incident				
Describe in detail what happened to the child or youth.(use back side of form if needed)				
Name of CYS COACH-Staff who observed incident: _____				
<input type="checkbox"/> YES <input type="checkbox"/> NO----Were there other children or adults involved in the incident? If yes, explain how without using other children's names:				
Other Resources				
<input type="checkbox"/> 911 Called	<input type="checkbox"/> Emergency Room	<input type="checkbox"/> APHN	<input type="checkbox"/> MPs	
<input type="checkbox"/> 911 Transported	<input type="checkbox"/> MAMC	<input type="checkbox"/> SWS	<input type="checkbox"/> CYS Nurse	
<input type="checkbox"/> Safety Office	<input type="checkbox"/> CYS Branch Administrator	<input type="checkbox"/> CYS Chief		
COACH-Staff Signature & Date		Parent/Guardian Signature & Date		
TEAM NUMBER & AGE:				
COACH NAME:		Director Signature & Date		